



Safe Routes to School
NATIONAL PARTNERSHIP

Where is the Safe Routes to
School program in Fairfax
County?



Safe Routes to School
NATIONAL PARTNERSHIP

Safe Routes to School is:

- 100% federally funded program
- No local match required
- Can be used as supplemental funds, but not as matching funds for other federal grants
- Infrastructure and non-infrastructure improvements
- Projects must be within 2 miles of a school



Eligible Projects

- Sidewalks
- Pedestrian bridges
- Multi-use trails
- Crosswalks, signals and signage
- Traffic calming measures
 - Pedestrian islands, bulb outs, speed bumps



Safe Routes to School
NATIONAL PARTNERSHIP

SRTS and the Board of Supervisors

- The Safe Routes to School program advances all the goals of the Board of Supervisors:
 - Health
 - Environment
 - Traffic Congestion
 - Safety



Safe Routes to School
NATIONAL PARTNERSHIP

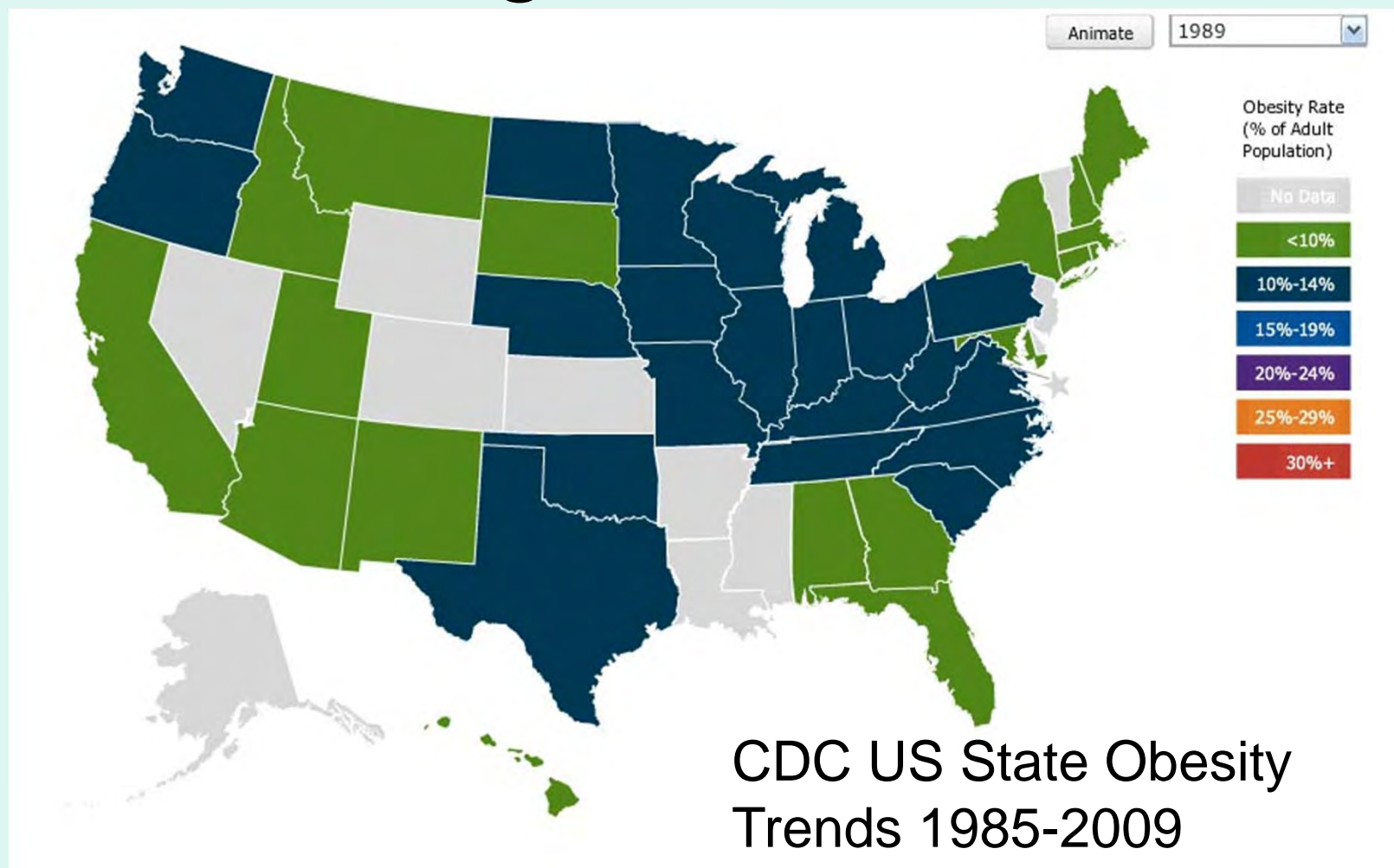
Health Impacts of SRTS

- Reversing the childhood obesity epidemic.
- Encouraging healthy active lifestyles from a young age.



Safe Routes to School
NATIONAL PARTNERSHIP

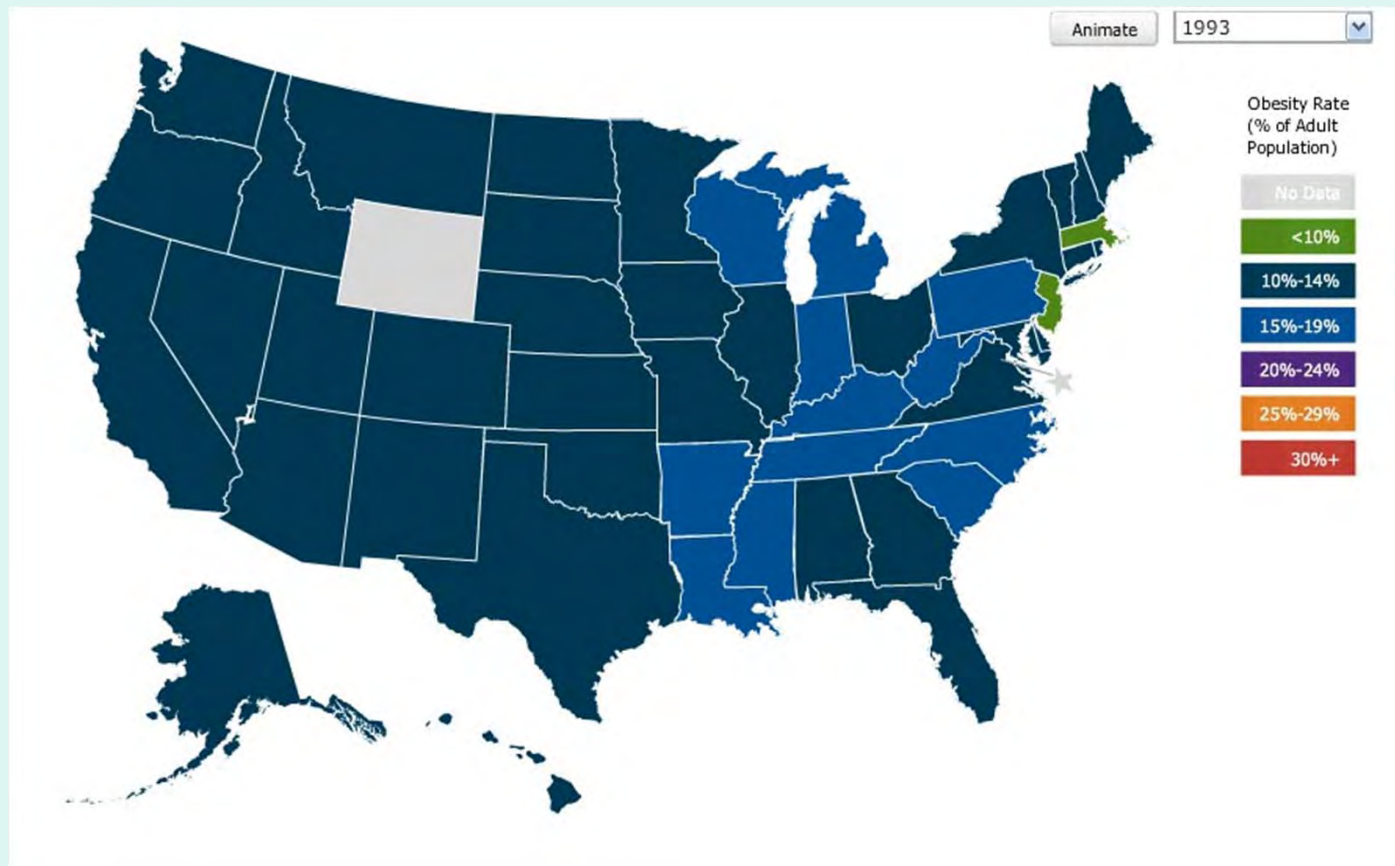
1989 Virginia at 10%-14%





Safe Routes to School
NATIONAL PARTNERSHIP

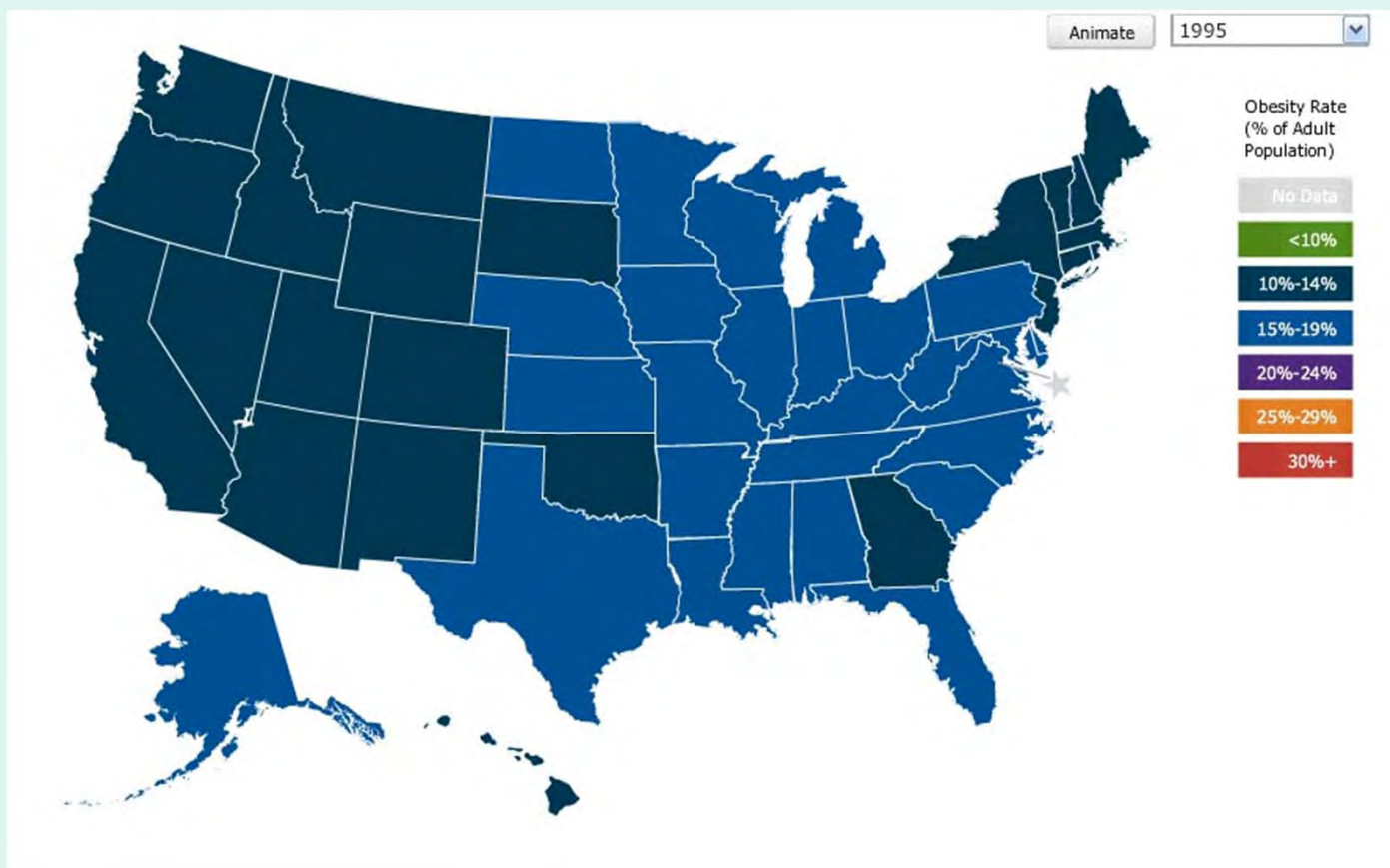
Virginia holding at 10%-14%





Safe Routes to School
NATIONAL PARTNERSHIP

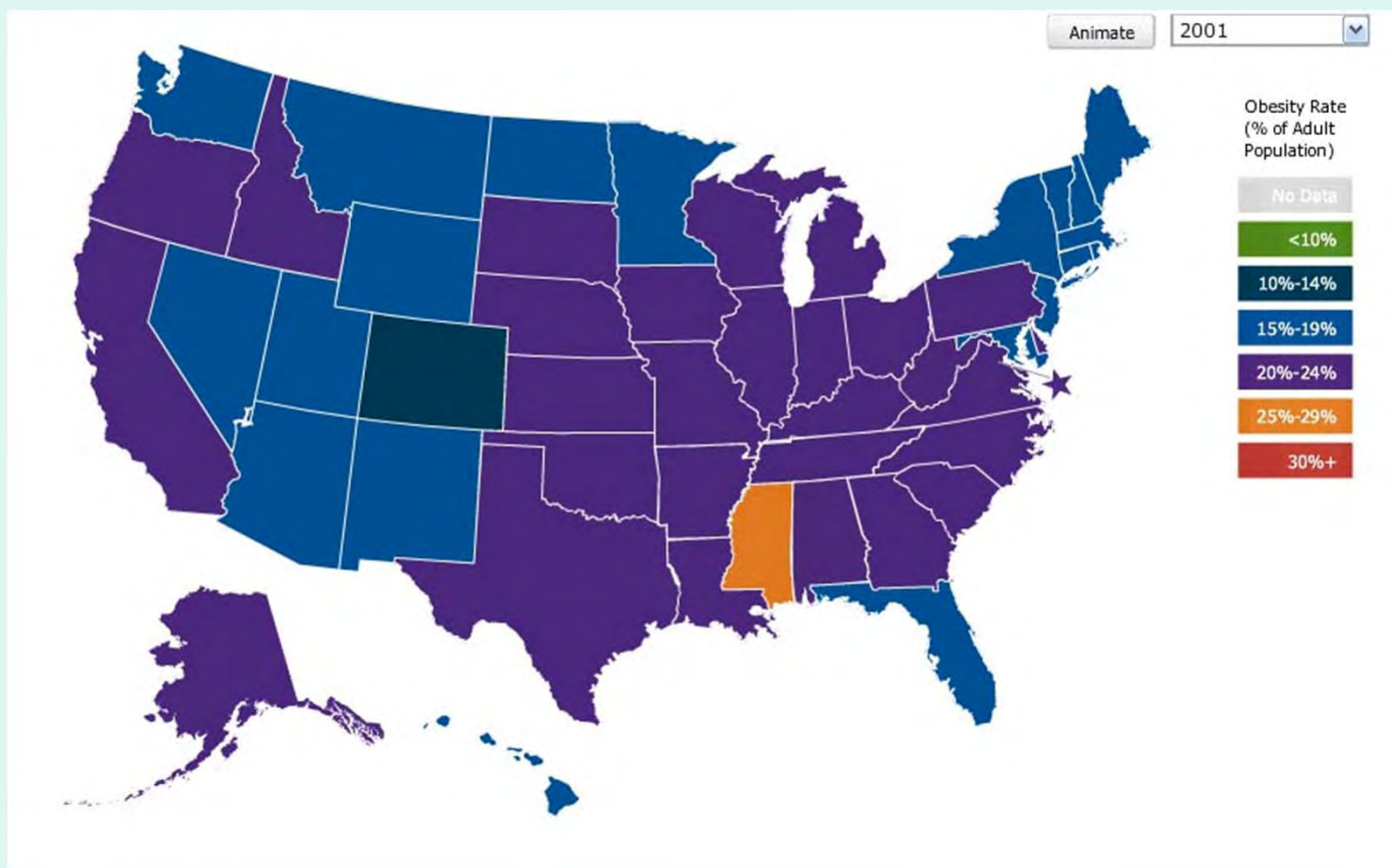
1994-Virginia hits 15%-19%





Safe Routes to School
NATIONAL PARTNERSHIP

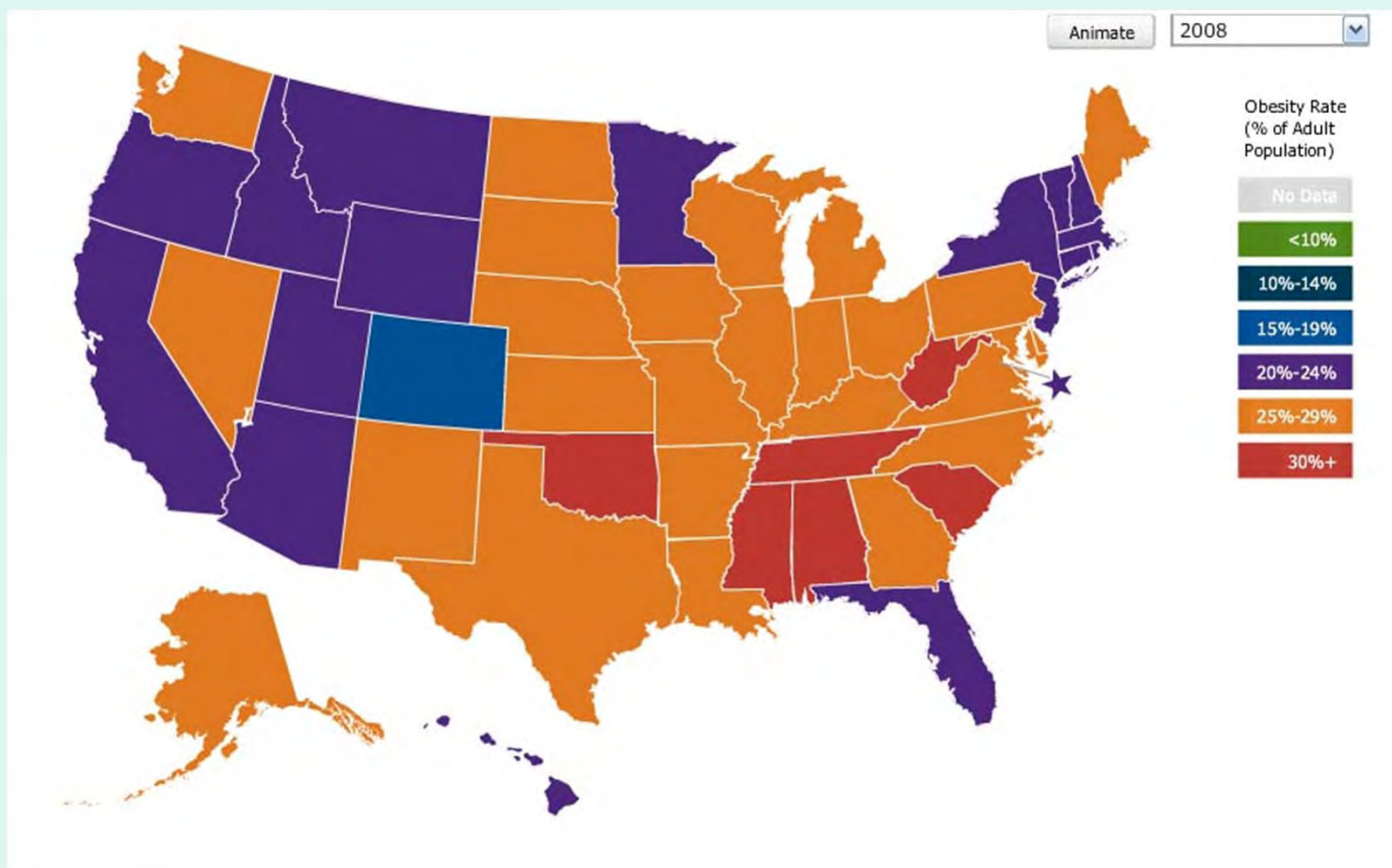
Six years later: 20%-24%





Safe Routes to School
NATIONAL PARTNERSHIP

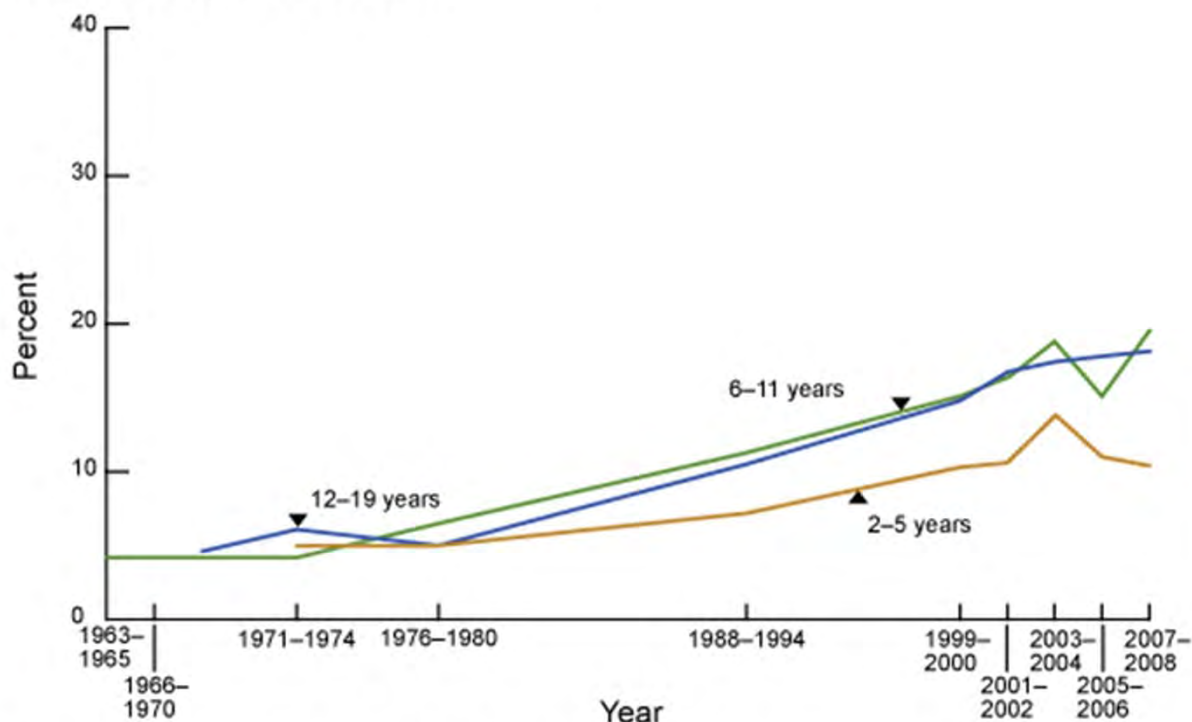
2008-Virginia 25%-29%





Childhood obesity trends

**Figure 1. Trends in obesity among children and adolescents:
United States, 1963–2008**



NOTE: Obesity is defined as body mass index (BMI) greater than or equal to sex- and age-specific 95th percentile from the 2000 CDC Growth Charts.

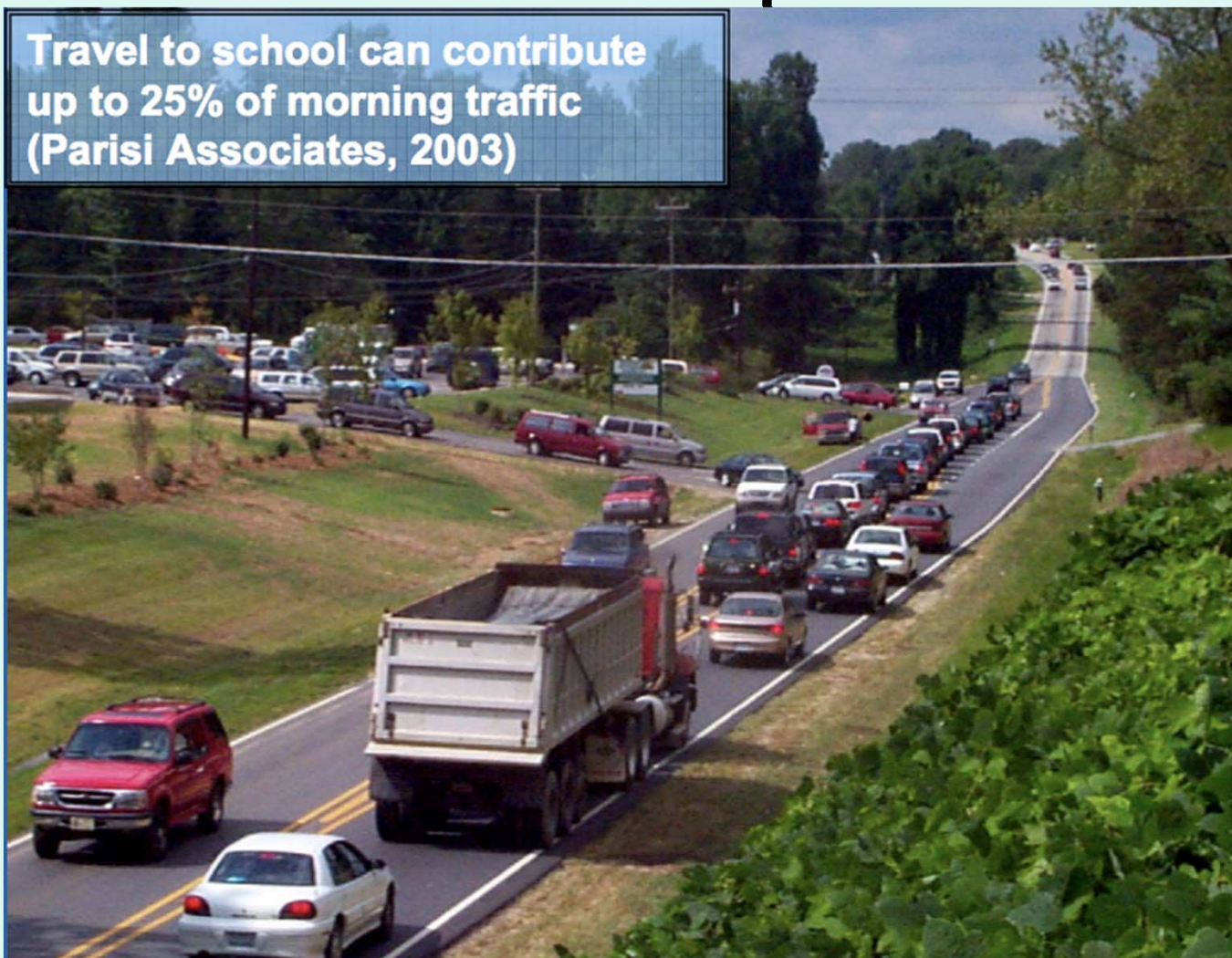
SOURCES: CDC/NCHS, National Health Examination Surveys II (ages 6–11), III (ages 12–17), and National Health and Nutrition Examination Surveys (NHANES) I–III, and NHANES 1999–2000, 2001–2002, 2003–2004, 2005–2006, and 2007–2008.



Safe Routes to School
NATIONAL PARTNERSHIP

Traffic Impacts

Travel to school can contribute
up to 25% of morning traffic
(Parisi Associates, 2003)





Safe Routes to School
NATIONAL PARTNERSHIP

Current Conditions





Safe Routes to School
NATIONAL PARTNERSHIP

Marshall Road Elementary





Safe Routes to School
NATIONAL PARTNERSHIP

Marshall Road Elementary





Safe Routes to School
NATIONAL PARTNERSHIP

Marshall Road Elementary





Marshall Road Elementary

- Totals:
 - 85 students walk (14.1%)
 - 175 students dropped off in K&R or other non-sanctioned spot (29.1%)
 - 342 students bused (56%)



Safe Routes to School
NATIONAL PARTNERSHIP

Available Funding

- From 2005-2009 over \$13 million was awarded to Virginia localities
- Harrisonburg has received over \$1.4 million
- Charlottesville has received over \$900K
- Alexandria has received nearly \$700K



Safe Routes to School
NATIONAL PARTNERSHIP

Sample Infrastructure Projects in Virginia

- Sidewalks
- Multi-use trails
- Intersection improvements and signage
- Pedestrian refuge islands
- Bike lanes and bike parking
- Multi-use trail connectors.



Safe Routes to School
NATIONAL PARTNERSHIP

And then there's Fairfax...

- ***Fairfax County has received a grand total of \$10,000.00*** (For non-infrastructure only)
- Despite being the most populous county with the largest school system in the commonwealth, Fairfax County has not applied for the funds.



Safe Routes to School
NATIONAL PARTNERSHIP

How do we get from here:





Safe Routes to School
NATIONAL PARTNERSHIP

To Here:





Safe Routes to School
NATIONAL PARTNERSHIP

What we have:

- Involved, enthusiastic, energetic advocates, parents and teachers.
- Schools with thousands of children ready for an active alternative to being driven to and from school.



Safe Routes to School
NATIONAL PARTNERSHIP

What We'll Gain:

- Improved health outcomes for students
- Higher test scores
- Decreased traffic congestion in school zones
- Lower transportation-related air pollutants including carbon monoxide and nitrogen dioxide.
- Decreased transportation costs-eliminate hazard busing routes.
- Safer communities for all pedestrians



Safe Routes to School
NATIONAL PARTNERSHIP

Kilmer/Wolf Trap Bridge





Safe Routes to School
NATIONAL PARTNERSHIP

Kilmer/Wolf Trap Bridge





Safe Routes to School
NATIONAL PARTNERSHIP

Bikes at Kilmer Middle School





Safe Routes to School
NATIONAL PARTNERSHIP

What we need:

- Board of Supervisors support and statement directing Fairfax County planners to proceed with system-wide application for SRTS